




AS14F-LS 1Z

AS14F-LS 2Z

**Features**

- fast response
- slim size
- with LED indicator,
- with lockable test button and inspection window
- Rated Load: 1Z 12A, 2Z 8A

**Ordering Information**



**Specifications**

Contact	Contact Form	1Z	2Z
	Rated Load	12A 250VAC/30VDC	8A 250VAC/30VDC
	Electrical/Mechanical Life	≥100000times/1000000times	
	Initial Contact Resistance	≤100mΩ (1A 5VDC)	
	Contact Material	AgSnO <sub>2</sub> : AgNi	
Characteristics	Insulation Resistance	≥500MΩ (500VDC)	
	Dielectric Strength	Between open contacts≥1000VAC/1min	
		Between poles≥1500VAC/1min	
		Between contact and coil≥4000VAC/1min	
	Operate/Release Time	≤15ms/15ms	
Terminal Type	Plug in		
Coil	Operating PowerDC/AC	0.53W/0.9VA	

**DC Coil Data**

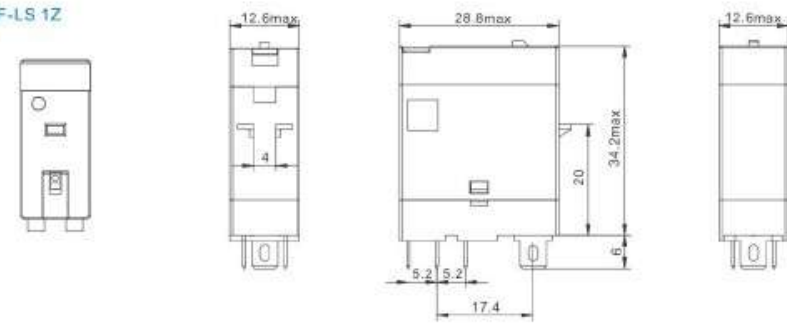
Rated Voltage VDC	Pickup Voltage VDC	Dropout Voltage VDC	Coil Resistance Ω±10%
3	2.25	0.3	17
5	3.75	0.5	47
6	4.5	0.6	68
9	6.75	0.9	150
12	9.0	1.2	270
18	13.5	1.8	610
24	18.0	2.4	1100
48	36.0	4.8	4220
110	82.5	11	22800

**AC Coil Data**

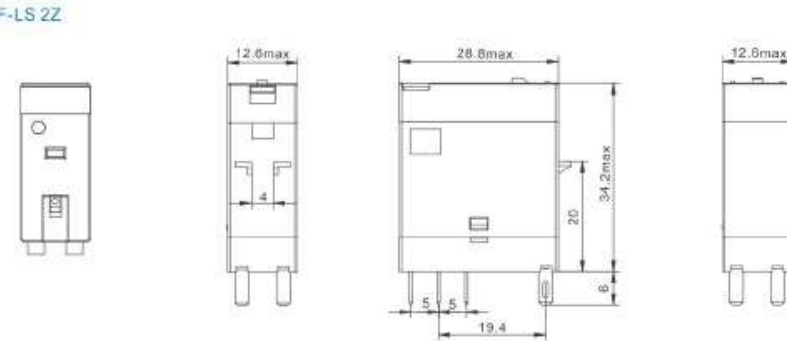
Rated Voltage VAC	Pickup Voltage VAC	Dropout Voltage VAC	Coil Resistance Ω±10%
6	4.8	1.8	16
12	9.6	3.6	65
24	19.2	7.2	240
48	38.4	14.4	1080
115	88	33.0	6300
230	184	69.0	23000

**Dimensions (mm)**

AS14F-LS 1Z

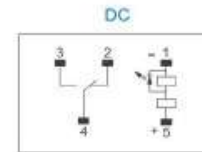
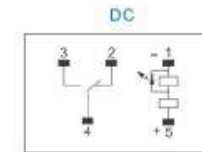


AS14F-LS 2Z



**Wiring Diagrams**

AS14F-LS 1Z



AS14F-LS 2Z

